

**Existing Deck conditions and notes:**

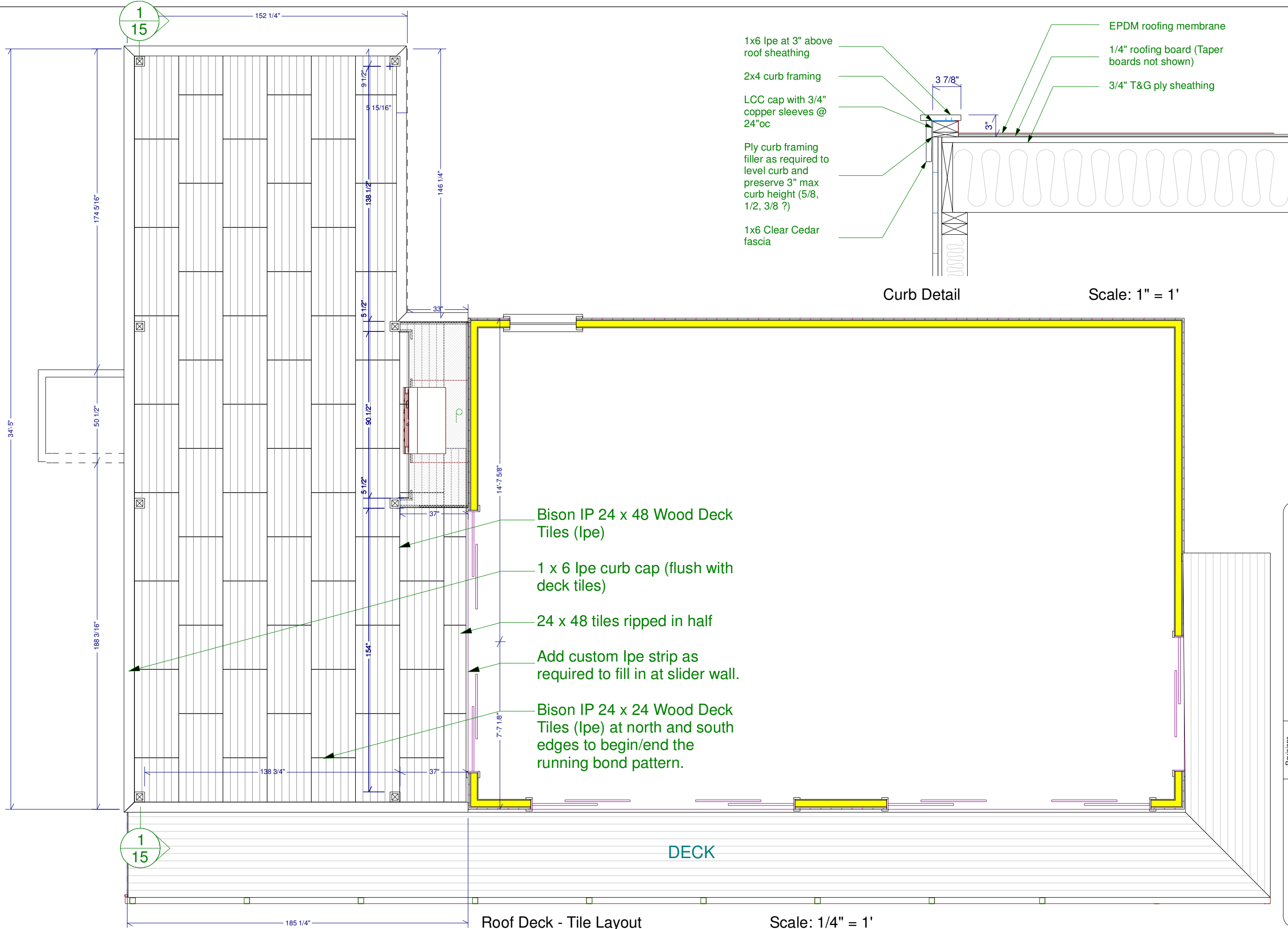
Indicators show the location and reading from a 4' level on the existing decking

All sleepers are 2"

The west sliding door is raised ~ 1 3/4" from the other sliders. It's sill is 3" above the rubber roofing.

Readings taken on the metal drip edge after the decking was removed **DECK**

<b>Gershman Residence</b> 102 Surfside Ave. Montauk, NY	<b>Revisions</b> 6/26/09 Deck Dils 8/30/09 S Deck 9/30/09 Railing 7/1/10 Bch Str 3 4/20/12 BBQ rev 8/20/12 Ptv rev 12/29/12 Bch Str 3 2/16/13 Bch Str 4 4/19/13 Spiral Dile 8/12/14 Stabilize 9/16/14 Deck roof	<b>Webb Builders, Inc.</b> Design, Drafting, Engineering, General Contracting 516 - 982 - 8502		Date	Scale	Sheet
		Date 9/16/14	Drawn by DW	Scale 1/4" = 1'	Sheet 12	
<b>Site Plans</b> <b>Existing Deck Pitch</b>						



Copyright (c) 2013, All rights reserved.

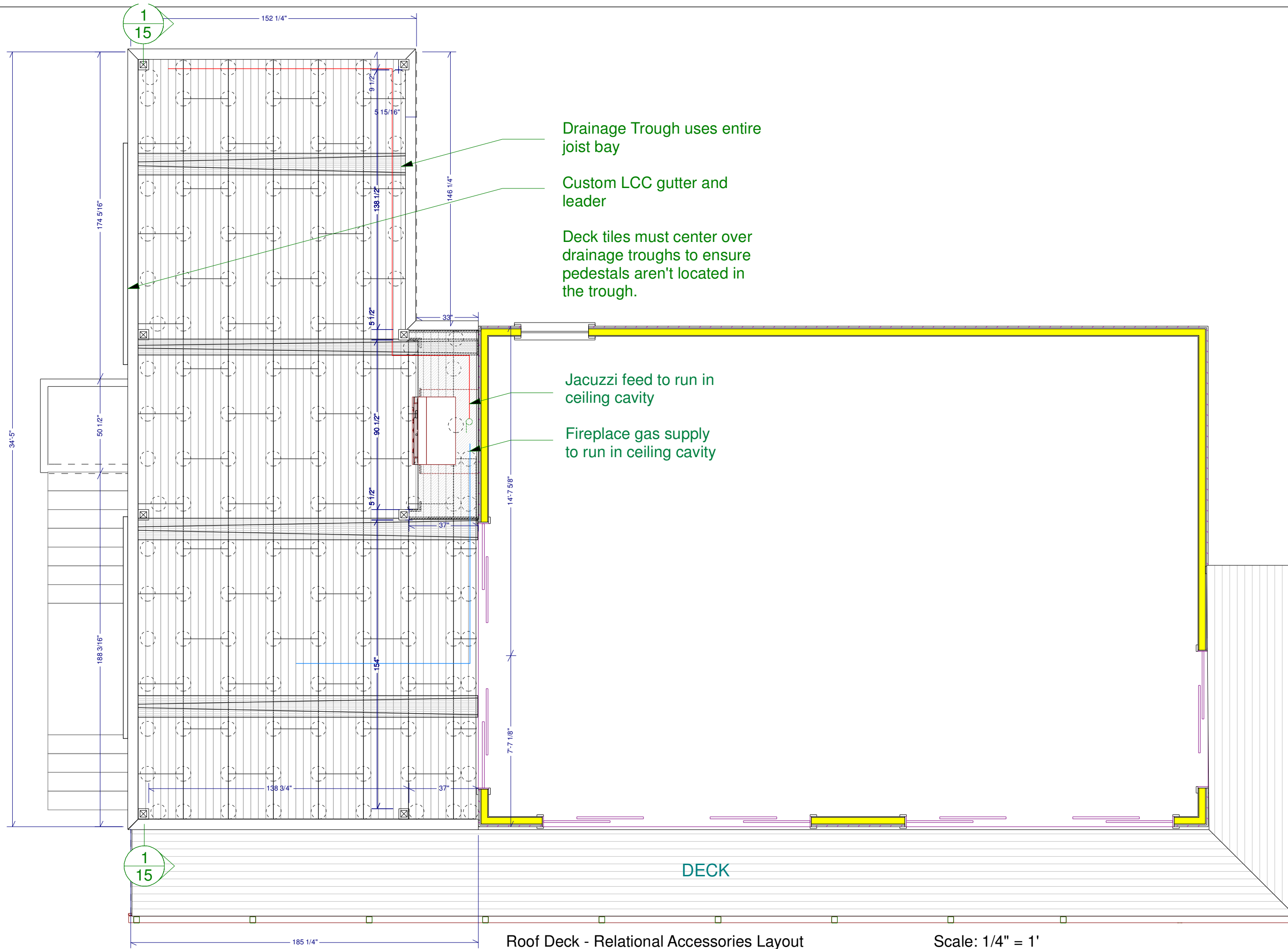
**Webb Builders, Inc.**  
 Design, Drafting, Engineering,  
 General Contracting  
 516 - 982 - 8502

Revisions	Date	Drawn by	Scale	Sheet
6/26/09 Deck Dtls				
8/30/09 S Deck				
9/30/09 Railing				
7/1/10 Bch Str 3				
4/20/12 BBQ rev				
8/20/12 Ptv rev				
12/29/12 Bch Str 3				
2/16/13 Bch Str 4				
4/19/13 Spiral Dtls				
8/12/14 Stabilize	9/16/14	DW		13
9/16/14 Deck roof				

Gershman Residence  
 102 Surfside Ave. Montauk, NY

**Site Plans**

**Deck Panel Layout**



Drainage Trough uses entire joist bay

Custom LCC gutter and leader

Deck tiles must center over drainage troughs to ensure pedestals aren't located in the trough.

Jacuzzi feed to run in ceiling cavity

Fireplace gas supply to run in ceiling cavity

DECK

Roof Deck - Relational Accessories Layout

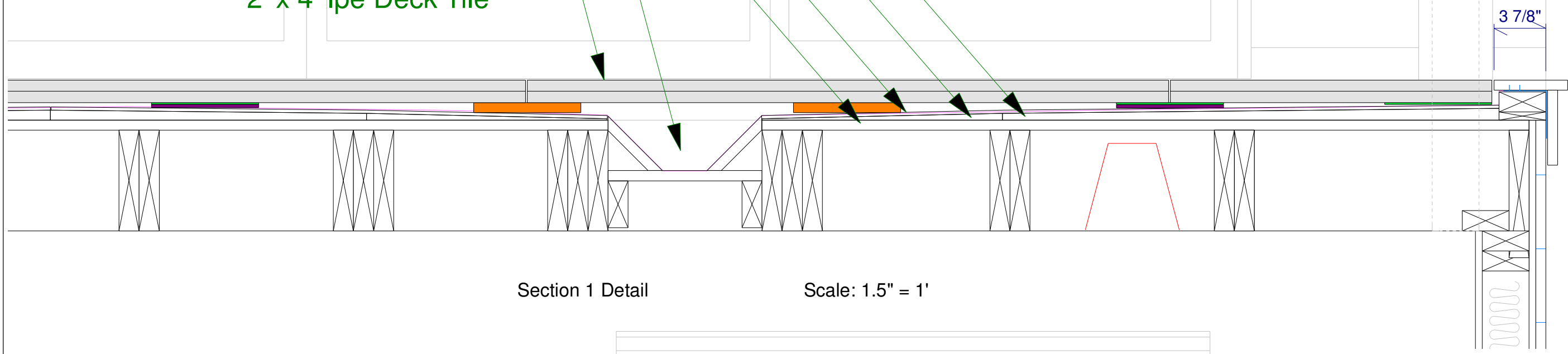
Scale: 1/4" = 1'

<b>Gershman Residence</b> 102 Surfside Ave. Montauk, NY	Revisions 6/26/09 Deck Dtls 8/30/09 S Deck 9/30/09 Railing 7/1/10 Bch Str 3 4/20/12 BBQ rev 8/20/12 Ptv rev 12/29/12 Bch Str 3 2/16/13 Bch Str 4 4/19/13 Spiral Dtls 8/2/14 Stabilize 9/16/14 Deck roof		<b>Webb Builders, Inc.</b> Design, Drafting, Engineering, General Contracting 516 - 982 - 8502		Date 9/16/14	Drawn by DW	Scale 1/4" = 1'	Sheet 14
	Site Plans <b>Roof Deck Accy</b>							

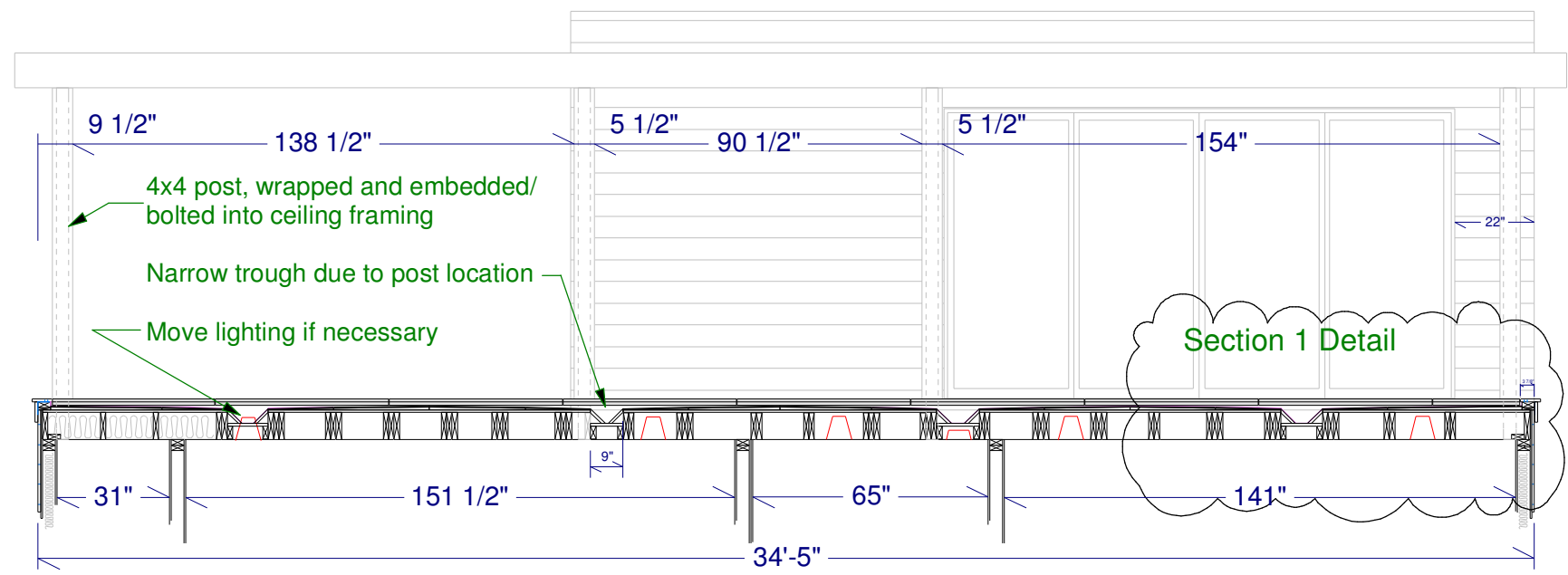
Copyright (c) 2013, All rights reserved.

1/2" - 1" taper board  
 18" cedar shingle  
 1/4" roofing board  
 3/4" sheathing  
 Drainage trough  
 2' x 4' Ipe Deck Tile

HD75  
 HD50  
 HD25  
 VT (or PS1 when stacked)  
 EPDM roofing membrane  
 LCC flashing accessory



Section 1 Detail Scale: 1.5" = 1'



Section 1 Scale: 1/4" = 1'

Copyright (c) 2013, All rights reserved.

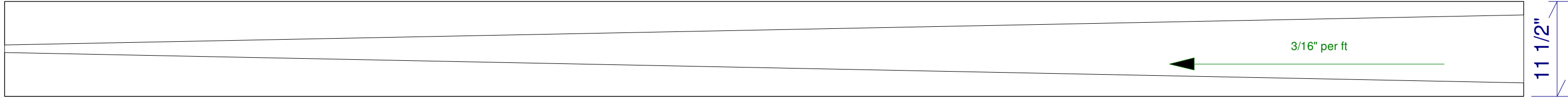
**Webb Builders, Inc.**  
 Design, Drafting, Engineering,  
 General Contracting  
 516 - 982 - 8502

Revisions  
 6/26/09 Deck Dtls  
 8/30/09 S Deck  
 9/30/09 Railing  
 7/1/10 Bch Str 3  
 4/20/12 BBQ rev  
 8/20/12 Ptv rev  
 12/29/12 Bch Str 3  
 2/16/13 Bch Str 4  
 4/19/13 Spiral Dtls  
 8/12/14 Stabilize  
 9/16/14 Deck roof

Gershman Residence  
 102 Surfside Ave. Montauk, NY

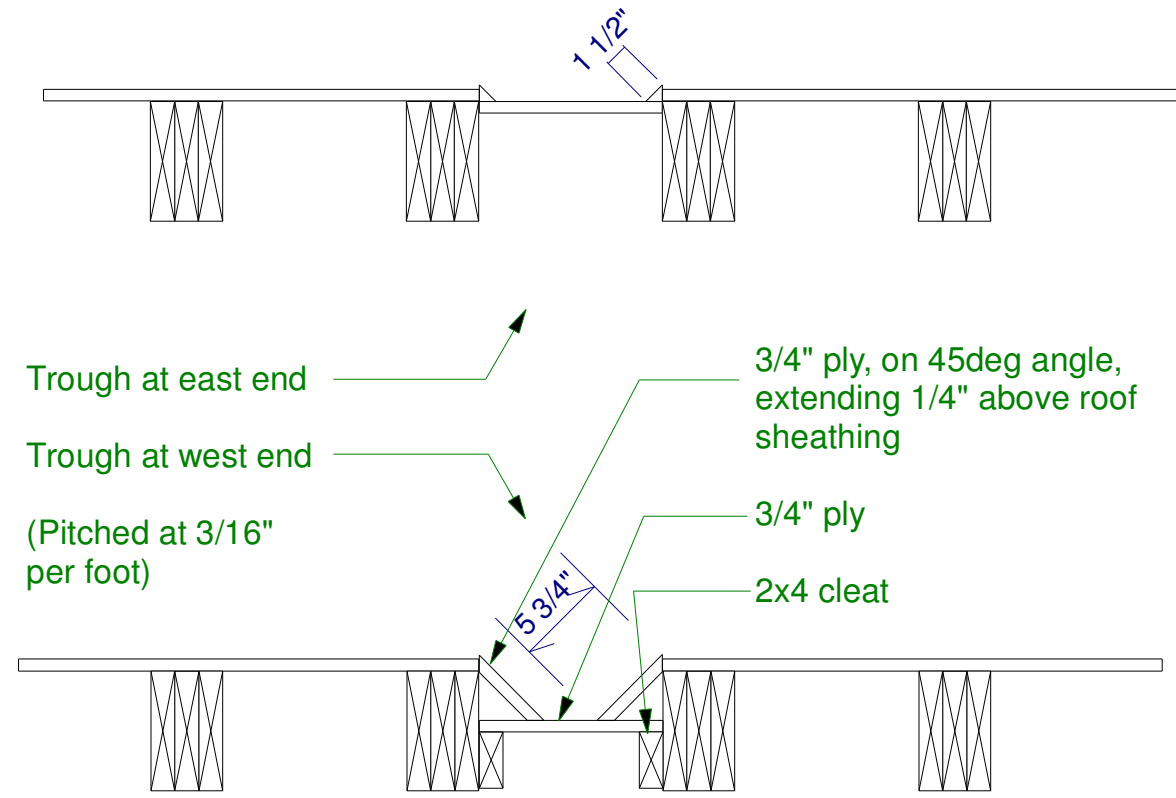
Site Plans

Date	Drawn by	Scale	Sheet
9/16/14	DW		15



Drainage Trough Plan

Scale: 1" = 1'



Drainage Trough Section

Scale: 1" = 1'

<b>Gershman Residence</b> 102 Surfside Ave. Montauk, NY	<b>Revisions</b> 6/26/09 Deck Dls 8/30/09 S Deck 9/30/09 Railing 7/1/10 Bch Str 3 4/20/12 BBQ rev 8/20/12 Prv rev 12/29/12 Bch Str 3 2/16/13 Bch Str 4 4/19/13 Spiral Dls 8/2/14 Stabilize 9/16/14 Deck roof	<b>Webb Builders, Inc.</b> Design, Drafting, Engineering, General Contracting 516 - 982 - 8502		Date	Scale	Sheet
		Date 9/16/14	Drawn by DW	Scale	Sheet 16	
<b>Site Plans</b> <b>Drainage Trough</b>						